



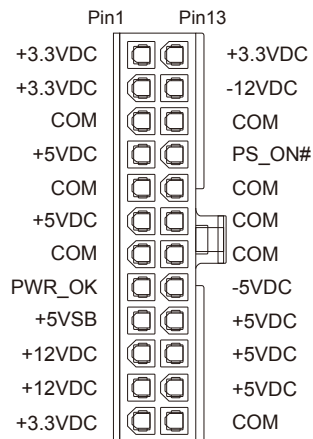
Specifications

- > Complied with ATX and ATX12V standard for AMD® and Intel® based system including P4
- > Remote On/Off function
- > Internal a 12V DC fans included
- > **Dimension(WxHxL):** 150x86x140mm/5.9x3.4x5.5 inches
- > **Power Good Signal:** Power on delay time 100ms to 500 ms, off delay 1ms minimum
- > **Protection:** Output over voltage, short circuit, and over current protection
- > **Temperature Range:** Operating -10 °C ~ +40 °C on full load; Storage and Shipping -20 °C ~ +70 °C
- > **Humidity:** 90% on operating and 95% on storage
- > **Efficiency:** 65% at minimum measured at nominal AC main Voltage and frequency with maximum load on all output
- > **Rise Time:** Less than 20ms
- > **Hold-up Time:** 16ms minimum at 115V/60Hz; 20ms minimum at 230V/50Hz input voltage
- > **Leakage Current:** Less than 3.5mA
- > **MTBF:** 50,000 hours on maximum load at +25 °C
- > **Input Voltage:** 95~132/180~264V AC, Manual select
- > **Input Frequency Range:** 47~63Hz
- > **Input Current:** 10A(RMS)@115VAC, 5A(RMS)@230VAC
- > **Safety:** UL, FCC Part 15 B CISPR 22 Class B, TUV, CB, CSA, NEMKO, SEMKO, DEMKO, FIMKO
- > Output Specification

OUTPUT						
	+5V	-5V	+12V	-12V	+3.3V	+5VSB
Max. Load	38A*	0.5A	18A	0.8A	28.0A*	2.0A
Min. Load	0.3A	0A	0.8A	0A	0.3A	0A
Load Reg.	±5%	±10%	±5%	±10%	±7%	±7%
Ripple & Noise	80mV P-P	100mV P-P	150mV P-P	150mV P-P	100mV P-P	80mV P-P

* +5V, +3.3V & +12V maximum output 380 Watts max.

PINOUTS OF CONNECTORS

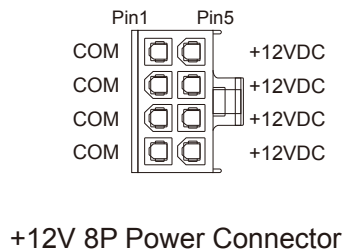


Main Power Connector

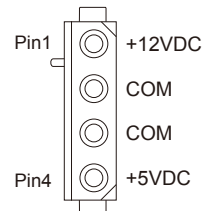
+12V = yellow
+5V = red
+3.3V = purple

+5VSB = brown
PS_ON# = gray
PWR_OK = orange

-5V = white
-12V = blue
COM = black



+12V 8P Power Connector



Peripheral Power Connector



Floppy Drive Power Connector

